

OPTICS


Tech Pulse

PHOTONICS MEDIA

January 2020

Optics Tech Pulse is a special edition newsletter from Photonics Media and Bristol Instruments Inc. covering key developments in optics technology.

sponsor



Non-Contact Thickness Measurement
Accurate, Repeatable, Reliable

[LEARN MORE](#)

BRISTOL INSTRUMENTS

Innovative Design of Optical Systems Boosts Industrial Metrology

State-of-the-art metrology and vision systems deliver a vast amount of spatially and spectrally resolved information, requiring the optical front end to operate at higher performance than ever before. In more recent years, increasing use of image sensors has rapidly driven camera chip evolution in many aspects: resolution, sensitivity, signal-to-noise ratio, speed (frame rate), and fill factor among them.



[Read Article](#) [f](#) [in](#) [t](#)

PROMOTED CONTENT Bristol Instruments Inc.

Optical Thickness Gauges

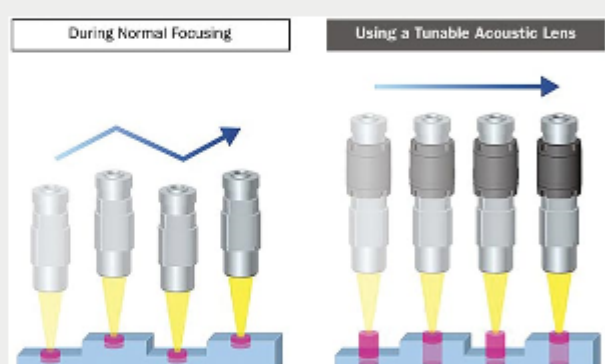
Bristol Instruments offers a family of thickness gauge products that employ proven optical technology to provide the most precise and reliable non-contact thickness measurement available. What's more, this level of performance is achieved with an unprecedented level of versatility and convenience. These systems are ideal to measure the thickness of optical components and lens assemblies, contact and intraocular lenses, OLED, AMOLED, and LCD displays, and medical tubing.



[Request Info](#) [Visit Website](#)

High-Speed 3D Inspection with Liquid Lenses


The concept of liquid lenses, which involves controlling the shape of a liquid to alter the properties of a lens, is not new. Researchers and engineers have commercialized the technology so that liquid lenses can be incorporated into microscopes, metrology inspection systems, cellphone cameras, diagnostic equipment, and more.



[Read Article](#) [f](#) [in](#) [t](#)

Optimizing Freeform Optics


One part of space-based imaging with room for optimization is the optics. For over a century, manufacturers have used nearly the same grinding and lap polishing techniques to create the optics in imaging systems, but recent revolutionary fabrication advancements mean optical designers have room to extemporize. Enter freeform optics.



[Read Article](#) [f](#) [in](#) [t](#)

Measuring Aspheres: Selecting 2D or 3D Metrology

An understanding of 2D and 3D metrology can help designers and manufacturers make the right choices when characterizing aspherical lenses. As aspheres become more prevalent in optical systems and more companies design systems that include them, it is crucial that both designers and manufacturers understand what is needed and what the limitations are in regard to metrology.



[Read Article](#) [f](#) [in](#) [t](#)

Display Manufacturing Enriches Consumer Products


The dichotomy of product requirements between large-screen TVs and advanced smartphones (in addition to tablets, computer monitors, and so on) — and the expectation that both will offer sharp, vivid images — means manufacturing is turning to tighter and tighter tolerances. None of this would be possible without rapidly evolving inspection technologies keeping pace to detect microscopic imperfections in the submicron range.



[Read Article](#) [f](#) [in](#) [t](#)

Imaging the Oldest Light in the Universe with the BICEP Array

The abilities to map and characterize relic light and better understand the origins of the universe are enabled with exceptional instruments and collaborations. Since the discovery of the CMB, the oldest relic light in the universe, experimental cosmologists the world over have developed advanced technologies to measure this light with increasing precision.



[Read Article](#) [f](#) [in](#) [t](#)

Looking Back: A Lens Designer Remembers

Nearly 57 years ago, in 1962, I began work as an optical engineer with General Electric (GE) in Scranton, Pa. As an engineering technician, I worked with GE's senior optical engineer, Don Kienholz. The computer system we used at the time included a specialty software package that had lens design and optimization capabilities.



[Read Article](#) [f](#) [in](#) [t](#)

We respect your time and privacy. You are receiving this email because you are a Photonics Media subscriber, and/or a member of our website, Photonics.com. You may use the links below to manage your subscriptions or contact us.

Questions: info@photonics.com

[Unsubscribe](#) | [Subscribe](#) | [Subscriptions](#) | [Privacy Policy](#) | [Terms and Conditions of Use](#)

Photonics Media, 100 West St., PO Box 4949, Pittsfield, MA 01202-4949

© 1996 - 2020 Laurin Publishing. All rights reserved. Photonics.com is Registered with the U.S. Patent & Trademark Office. Reproduction in whole or in part without permission is prohibited.



LAURIN PUBLISHING